

A woman with blonde hair, wearing a dark blue polo shirt and jeans, carries a large brown leather bag. She is smiling and looking towards the camera. A young boy in a green and white striped polo shirt and blue jeans stands next to her on an escalator, holding onto the handrail. The escalator is modern with glass railings and yellow safety markings on the steps. The background shows a bright, modern transit station with a large white pillar and a blue and white tiled floor.


RELIABLE PEOPLE FLOW® FOR TRANSIT ENVIRONMENTS

RELIABLE PEOPLE FLOW® FOR TRANSIT ENVIRONMENTS


With over 110 years of experience and a strong track record in safety, KONE is your trusted partner, dedicated to ensuring smooth and safe People Flow®. KONE escalators and autowalks use our proven, reliable technology designed to meet the wide-ranging needs of different buildings worldwide.


The KONE TransitMaster™ 120 escalator is suitable for multiple sectors, such as airports or public transportation, like railways or even metro systems. It can also be used in commercial environments with high load profiles or special requirements.

- 1 Safety = peace of mind
- 2 Industry-leading reliability and quality
- 3 Maximise your uptime with KONE 24/7 Connected Services
- 4 Reduced environmental impact
- 5 Plan for success with KONE as your partner



KEY SPECIFICATIONS


Vertical rise
Up to 15 meters


Inclination
27.3°, 30° or 35°


Step width
800/1000mm


Balustrade height
1000/1100 mm


Speed
0.5 m/s, 0.65 m/s,
0.75 m/s


ISO Energy
performance class
A+++

SAFETY = PEACE OF MIND

All KONE escalators are equipped with standard safety features, required by Codes and Norms, including comb plate impact device switches and emergency stop buttons for passengers.

Skirt panels with an industry-leading anti-friction coating minimise drag and reduce the possibility of entrapment between skirt and step.

ADDITIONAL SAFETY OPTIONS

- KONE Handrail Sanitiser and KONE Handrail Sanitiser Premium help prevent the spread of viruses and bacteria, and thereby encouraging passengers to hold the handrail
- KONE TransVario chainless drive system minimises the risk of disconnection between motor and main shaft, as well as synchronising the movement of handrails and steps
- Anti ride/anti surf barrier and extended balustrade increase passenger protection to prevent falls and reduce misuse of the unit
- Traffic signalisation, skirt lighting, yellow comb segment, step demarcations provide extra visual guidance for a smoother, safer ride
- Audible alarms provide clear guidance on escalator travel direction and improve passengers' attention
- Halogen-free cables
- Extensive monitoring options with KONE Care® 24/7 Connect

For a complete list of standard and optional safety features, please contact your local KONE sales representative.

INDUSTRY-LEADING RELIABILITY AND QUALITY

All KONE solutions follow strict quality standards dedicated to providing a smooth and efficient People Flow® experience.

We pay special attention to ensuring that the quality and durability of selected components match environment and traffic requirements, minimising any unexpected downtime.

KONE ESCALATOR AND AUTOWALK FACTORY

The KONE Kunshan LEED gold-certified factory is one of the largest escalator production bases in the world, covering an area of 29,000 m². Around 95% of KONE escalators supplied globally come from the Kunshan factory.

THE MOST COMPREHENSIVE ESCALATOR PERFORMANCE TEST IN THE INDUSTRY

The KONE factory is the first and only factory in the industry to test every escalator produced for noise, vibration, speed detection, and energy consumption rates – ensuring consistent quality, passenger safety, and excellent ride comfort.

KONE HAS BEEN A LEADER IN DELIVERING RELIABLE, SAFE PEOPLE FLOW® FOR MORE THAN 110 YEARS

- Tens of thousands of installations all around the world
- Reliability and safety guaranteed under even the most demanding operating conditions

OPTIMISED MATERIAL SELECTION FOR QUALITY AND RELIABILITY

- Proven technology at the component level
- Usage of wear-resistant materials

CERTIFIED SUPPLY CHAIN

- Suppliers are required to comply with international standards
- All of our production operations are certified according to the ISO 14001 standard

KONE CARE® 24/7 ALERT

KONE Care® 24/7 Alert is a round-the-clock diagnostics service that continuously monitors and analyses your escalator's operating status.

If a problem occurs, we and you will know about it right away and can quickly decide on the right course of action.

Full transparency keeps you up-to-date, always. Equipment information is available in a variety of KONE digital channels, or in a format that can be tailored to your reporting needs.

KONE CARE® 24/7 CONNECT

KONE Care® 24/7 Connect provides intelligent preventive maintenance based on advanced equipment monitoring.

Advanced equipment monitoring and analysis tracks speed, temperature, vibration, people flow and energy consumption, among other usage data.

You can maximise the value of your assets by addressing issues early on to help prevent more costly faults from occurring later.

MAXIMISE YOUR UPTIME WITH KONE 24/7 CONNECTED SERVICES

New KONE 24/7 Connected Services help to predict issues so that action can be taken before a breakdown occurs.

You benefit from improved communication and reporting on our maintenance work, providing you with full transparency and peace of mind.

REDUCED ENVIRONMENTAL IMPACT

KONE has always been an industry leader in energy saving and innovative technology. All of our escalator and autowalk products have achieved A+++ energy performance certificates based on the ISO Standard 25745-3.

Installing an eco-efficient KONE solution can help achieve green building accreditations such as LEED or BREEAM certification.

5 WAYS TO MAKE YOUR ESCALATOR MORE ECO-EFFICIENT

- The KONE TransVario chainless drive system will help you to reduce energy cost as well as CO2 emissions thanks to transmission optimisation. It also reduces the need for oil, because oil remains inside the drive system.
- High-efficiency motors minimise energy consumption at full speed.
- Lubrication-free step chain (optional) means no oil, a cleaner escalator and environment, reduced fire hazard, simpler cleaning and easier maintenance.
- Long-lasting LED lighting is up to 80% more efficient than fluorescent lighting and lasts up to 10 times longer.
- Eco-efficient operational modes save energy by slowing down or stopping the escalator completely when traffic is low. KONE's smart star-delta operational mode, for example, reduces energy consumption by regulating the current needed for different types of load situations.



PLAN FOR SUCCESS WITH KONE AS YOUR PARTNER

Choose a partner with over a century of experience in delivering pioneering People Flow®. Get expert advice from professionals and enjoy the peace of mind that comes with comprehensive support. KONE is with you every step of the way – from planning and design, through installation and maintenance, to modernisation – for the entire life cycle of your building.

EXPERT DESIGN AND PLANNING SERVICES

- Expert planning advice helps you specify the optimal solution for your building.
- Renowned engineering and design capabilities at your service can create tailor-made solutions to exactly meet your specifications.
- Easy-to-use online design tools save time and effort during the design process.
- Energy consumption calculations are available for every individual solution.
- Lifecycle cost calculations are available for budget planning.

SAFE AND EFFICIENT INSTALLATION

- Highly efficient installation methods result in considerable time savings and minimise disruption to other construction work.
- Strict quality criteria for each installation phase ensures the right fit every time.
- Continuous training, site audits, safety passports, certified Project Management, and proven methods ensure maximum site safety and on-time delivery.
- Eco-efficient installation processes minimise waste and maximise recycling.

QUALITY ASSURANCE AND PROFESSIONAL MAINTENANCE

- Preventive KONE Care® maintenance solutions and a comprehensive online service-reporting system make it easier to monitor and budget for maintenance.
- KONE's own reliability laboratory, tests and approves every component used in our solutions.
- Our global spare parts centre stocks over 150,000 parts and offers 24-hour delivery for those most commonly requested.

Use our smart escalator planner tool now & start configuring your future escalators

<https://escalatorplanner.kone.co.uk>

TRY HERE →

DEDICATED ESCALATOR SPECIALISTS FOR NEARLY 50 YEARS

The unique KONE escalator assembly facility in Keighley, Yorkshire was opened in 1973 allowing your escalators to be fully assembled and tested in factory conditions prior to installation (subject to suitable site access availability).

Our escalator new equipment, modernisation and repair departments are also based in Keighley, along with our 24/7 Customer Care Centre and Spare Parts Centre.

Each project is managed from order to handover by a KONE specialist escalator team to see that your project is delivered on time and within budget.

KONE escalator commissioning engineers only work on escalators and are fully trained at our training facility in Keighley. We believe that specialist escalator engineers are essential to keeping your escalator running smoothly, quietly and reliably.



KONE provides innovative and eco-efficient solutions for lifts, escalators, loading bays, automatic building doors* and the systems that integrate them with today's intelligent buildings.

We support our customers every step of the way; from design, manufacturing and installation to maintenance and modernisation. KONE is a global leader in helping our customers manage the smooth flow of people and goods throughout their buildings.

Our commitment to customers is present in all KONE solutions. This makes us a reliable partner throughout the life cycle of the building. We challenge the conventional wisdom of the industry. We are fast, flexible and we have a well-deserved reputation as a technology leader, with such innovations as KONE MonoSpace® DX, KONE NanoSpace™ and KONE UltraRope®.

KONE employs close to 57,000 dedicated experts to serve you globally and locally.

* not available in Ireland

KONE PLC

Head office

KONE Plc
Global House,
Station Place, Fox Lane North
Chertsey, Surrey,
KT16 9HW

Tel. +44 (0) 3451 999 999

www.kone.co.uk

KONE IRELAND

Head office

KONE Ireland Limited
G7 Calmount Business Park
Calmount Avenue
Ballymount
Dublin D12 NP64

Dublin office: +353 (0) 1429 6200

Belfast office: +44 (0) 2890 735900

www.kone.ie

This publication is for general informational purposes only and we reserve the right at any time to alter the product design and specifications. No statement in this publication shall be construed as a warranty or condition, express or implied, as to any product, its fitness for any particular purpose, merchantability, quality or representation of the terms of any purchase agreement. Minor differences between printed and actual colours may exist. KONE Care® and People Flow® are registered trademarks of KONE Corporation. Copyright © 2021 KONE Corporation.