



# KONE DESTINATION SIGNALISATION

KSS 800 and KSS 900

# KSS 800 SERIES SIGNALISATION FOR LIFTS WITH KONE DESTINATION

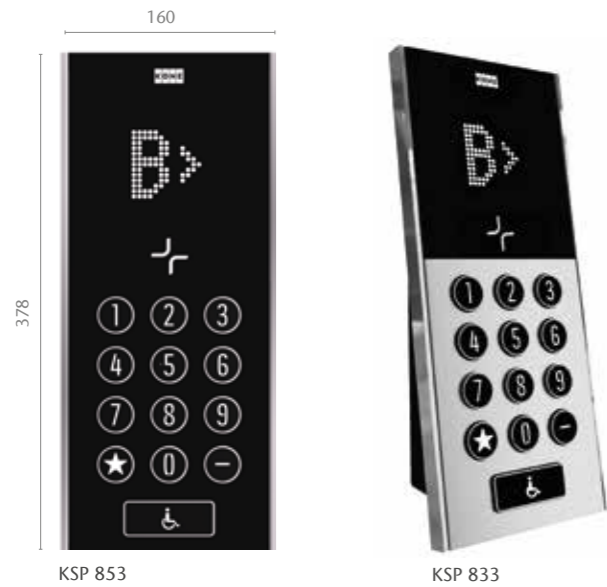
## TOUCHSCREEN DESTINATION OPERATING PANEL (DOP)



KSP 858  
KSP 858 also available with pedestal


## DESTINATION OPERATING PANEL (DOP)

Surface mounted (on wall)



KSP 853 KSP 833

## ELEVATOR IDENTIFIER (EID)



KST 850  
Passive


KST 880  
Passive

KST 860  
Active

KST 890  
Active

Total thickness 7.5 mm

## JAMB-MOUNTED DESTINATION INDICATOR (JM DIN)\*



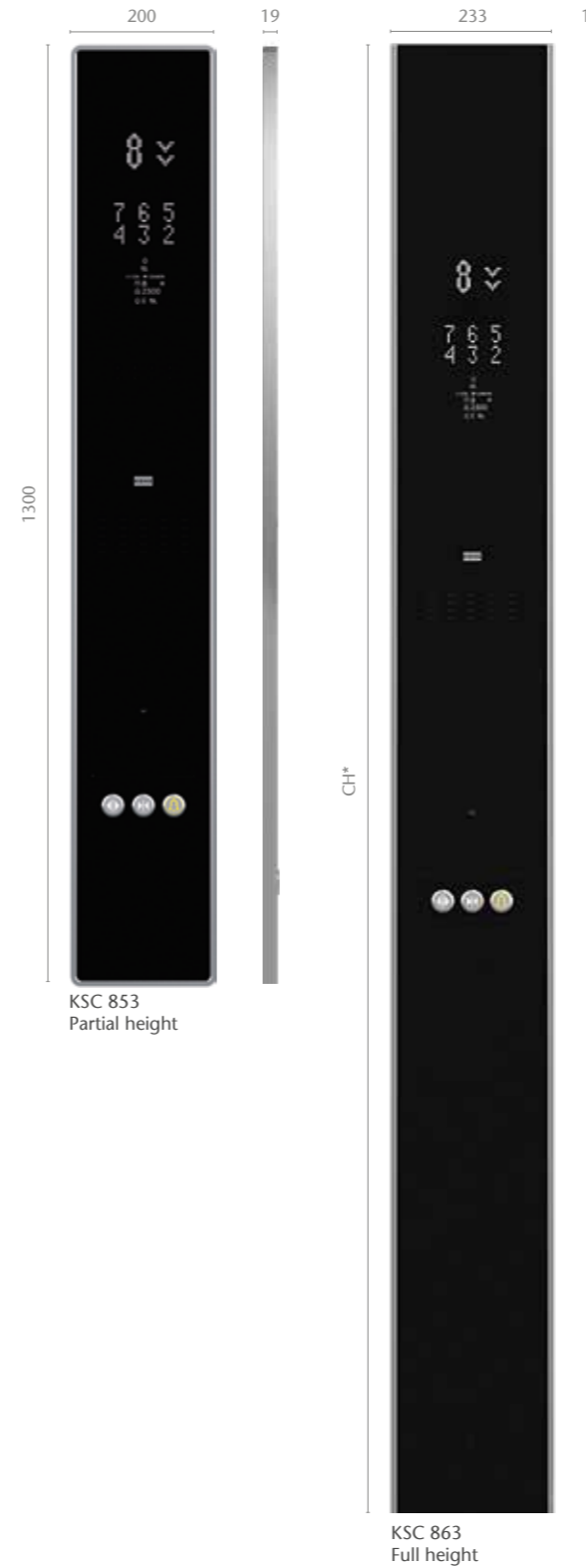
KSJ 853 33 mm (width)

KSJ 863 50 mm (width)

\* Available only with traditional configuration

## CAR OPERATING PANEL (COP)

KONE Destination with traditional configuration




KSC 853  
Partial height

KSC 863  
Full height

## CAR OPERATING PANEL (COP)

KONE Destination with hybrid configuration



KSC D23  
Partial height  
(scrolling dot-matrix)<sup>1</sup>

KSC D53  
Full height  
(scrolling dot-matrix)<sup>1)</sup>

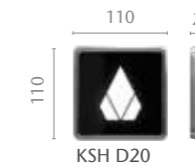
**\* Note:**  
These are the recommended signalisation components for hybrid configurations. For the full KSS D offering, please refer to the KSS D brochure (KONE Design signalisation).

For the KONE Access™ solution note:

<sup>1)</sup> KONE Access™ can be integrated inside the KSC D23 and KSC D43 car operating panels only.


<sup>2)</sup> Only available with scrolling dot-matrix display.

## HALL LANTERN (HL)



KSH D20

## HALL INDICATOR (HI)



KSI D42 Horizontal or vertical  
(dot-matrix)<sup>2)</sup>

KSI D43 (Scrolling dot-matrix)

## LANDING CALL STATION (LCS)



KSL D40

**\* Note:**  
The exact height of the COP depends on the car height and the selected ceiling option.

# KSS 900 SERIES SIGNALISATION FOR LIFTS WITH KONE DESTINATION

## DESTINATION OPERATING PANEL (DOP)


Surface mounted (on wall or on pedestal)



**KSP 937**  
Also available with square buttons (see below)

**KSP 937**  
EN81-70 compliant

## ELEVATOR IDENTIFIER (EID)



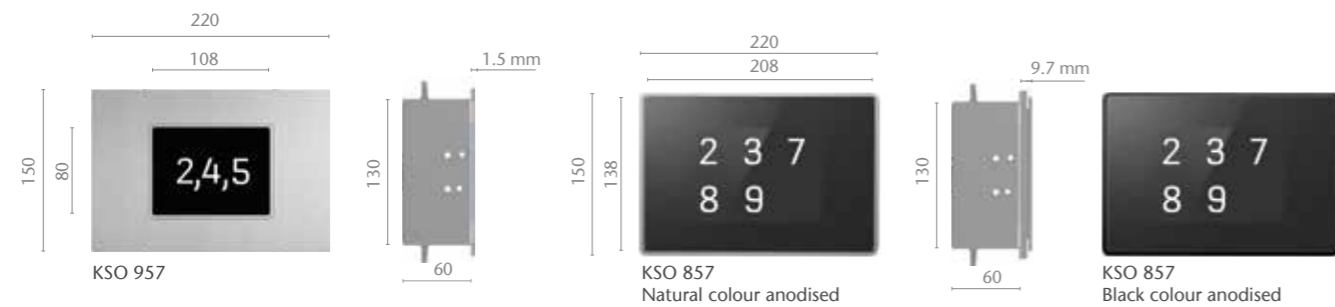
**KST 950**  
Available in active and passive configurations

## Flush mounted (on wall)



**KSP 947**  
Also available with round buttons (see above)

## DESTINATION INDICATOR AT LANDING (DIN L)



## CAR OPERATING PANEL (COP) KONE Destination with traditional configuration



**KSC 957**  
Full height  
Full-colour LCD


**KSC 957**  
EN81-70 compliant

## CAR OPERATING PANEL (COP) KONE Destination with hybrid configuration

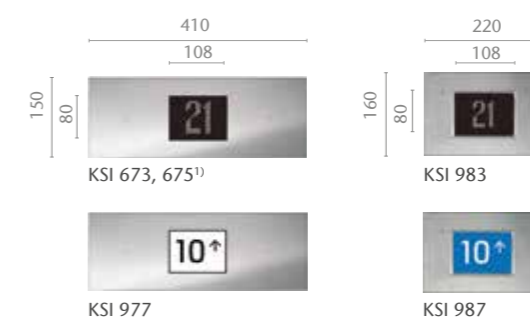


**KSC 977**  
Full height


## HALL LANTERN (HL)



## HALL INDICATOR (HI)



## HALL INDICATOR WITH LANTERN ARROWS



<sup>1)</sup> Also available in vertical configuration.

## LANDING CALL STATION (LCS)



Back box width in all landing call stations is 65 mm.

**\* Note:**  
The exact height of the COP depends on the car height and the selected ceiling option.



## OPTIMISED PEOPLE FLOW®

Correct positioning of the destination operating panels in the lobby helps to quickly guide users to their assigned lift and ensures a smooth flow of people throughout the building. Matching the design of the destination operating panels with that of the signalisation in the lift cars gives a seamless look and feel, and improves ease of use.



KONE provides innovative and eco-efficient solutions for lifts, escalators, automatic building doors and the systems that integrate them with today's intelligent buildings.

We support our customers every step of the way: from design, manufacturing and installation to maintenance and modernisation. KONE is a global leader in managing the smooth flow of people and goods throughout buildings.

This makes us a reliable partner throughout the life cycle of buildings. We are fast, flexible, and we have a well-deserved reputation as a technology leader, with such innovations as KONE MonoSpace®, KONE NanoSpace™ and KONE UltraRope®.

KONE employs over 55,000 dedicated experts to serve you globally and locally.

## KONE PLC

Head office  
KONE Plc  
Global House,  
Station Place, Fox Lane North  
Chertsey, Surrey,  
KT16 9HW

Tel. +44 (0) 8451 999 999

[www.kone.co.uk](http://www.kone.co.uk)

## KONE IRELAND

Head office  
KONE Ireland Limited  
G7 Calmount Business Park  
Calmount Avenue  
Ballymount  
Dublin D12 NP64

Dublin office: +353 (0) 1429 6200  
Belfast office: +44 (0) 2890 735900

[www.kone.ie](http://www.kone.ie)