



A NEW BENCHMARK IN TURNSTILE DESIGN, FLEXIBILITY, AND USABILITY

A new benchmark in turnstile appearance, flexibility, and usability. This premium half-height sensor barrier features durable, high-quality steel and glass, access and destination control integration, stylish lighting options, and a range of visual guidance alternatives.

KONE Turnstile 1000

FLEXIBLE & MODULAR DESIGN

Adjust the dimensions as per availability of space while the design blends seamlessly with any modern architectural surroundings through black and light silver colour options

LIFT INTEGRATION

Turnstile can be integrated with building access and lift for optimised security and people flow

ESCAPE ROUTE

The turnstile panels become freely mobile and can be opened in an emergency or rescue situation. The system's locking unit can be released in an emergency. The panels can be brought to full open position.

AMBIENT LIGHTING

The gate direction, traffic lights, and LED lighting are all adjustable. Adjustable LED light strips can be used to light the walkway while also acting as visual design feature.



KEY BENEFITS

- Optimum space utilisation – Space-efficient design takes up minimal space in the lobby
- Flexible design – Lane width dimensions can be adjusted and offered with black and light silver colours
- Escape route – Turnstile can be used as a safe means of exit in case of emergency without any further testing or additional certification
- Ambient lighting – Clear guidance for visitors based on red, white or green lights depending on access rights
- Panel operation – Smooth, quiet opening and closing as it is constructed from light yet durable materials with height option up to 1800 mm
- Lift integration – Facilitates seamless people flow by allocating lifts as soon as a visitor passes through the turnstile
- Compliance – Complies with all latest European codes and regulations relating to turnstiles and lifts

Performance characteristics	
Throughput rate (people/min)	Up to 30
Security level (0, 1, 2)	👤👤
Comfort	👤👤👤👤
Safety	👤👤👤👤
Staff supervision	Yes

KONE TURNSTILE 1000

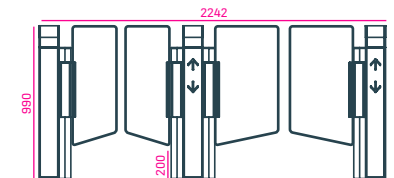
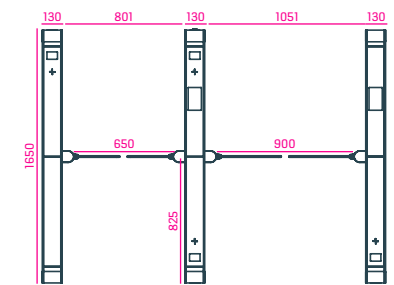
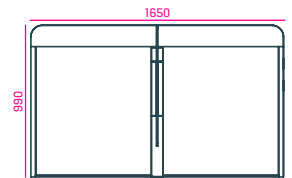
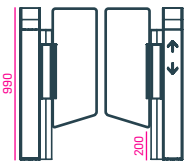
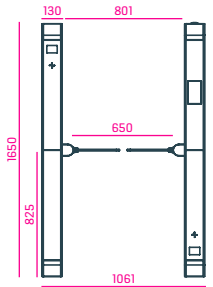


TECHNICAL SPECIFICATIONS*

Construction	Sensor barrier height	990 (door panel height 990, optional 1500 or 1800)
	Sensor barrier length	1650
	Passage width, single lane	Standard 650, wide lane 900 (additional access requirement)
	Total width, single lane	1061, 1311, and 1325
Material	Housing, base columns, guiding elements	Top and front panels: 6 mm tempered safety glass with black ceramic printing Corner panel frames: black-painted steel Frame: light silver or black anodised aluminium
	Operation	Motorised Single-passage monitoring in both directions
	Drives	Integrated
Security level	2 (0, 1, and 2)	Automatic crawl-under prevention and child and baggage detection; distance between floor surface and sensor is 200 mm
Options	Card reader	Grants access with RFID card
	QR reader	Grants access with QR code
	Lift integration	Grants access to designated floor
Signalisation	Traffic lights in front panels	
	Up arrow in white LEDs indicates walking direction	
	Down arrow in red LEDs indicates no entry	
Modes	Basic open position, daytime operation*	Barrier leaf elements close automatically if unauthorised access is detected
	Basic closed position, nighttime operation*	Barrier leaf elements open and close automatically for authorised persons
Electrical components	Integrated control units and power supply	
	Power (main) supply 110–230 V, 50/60 Hz	
	Barriers can be moved freely during power failure	
Installation	Dowelled on finished floor level (FFL)	Indoor
Protection class	Housing	IP32
	Motor, sensor, locking device, and lights	IP42

All dimensions in mm

* Consult KONE representative for optional modes



This publication is for general informational purposes only and we reserve the right at any time to alter the product design and specifications. No statement this publication contains shall be construed as a warranty or condition, express or implied, as to any product, its fitness for any particular purpose, merchantability, quality or representation of the terms of any purchase agreement. Minor differences between printed and actual colours may exist. KONE MonoSpace®, KONE EcoDisc®, KONE Care®, and People Flow® are registered trademarks of KONE Corporation. Copyright © 2020 KONE Corporation.