

Section: V1

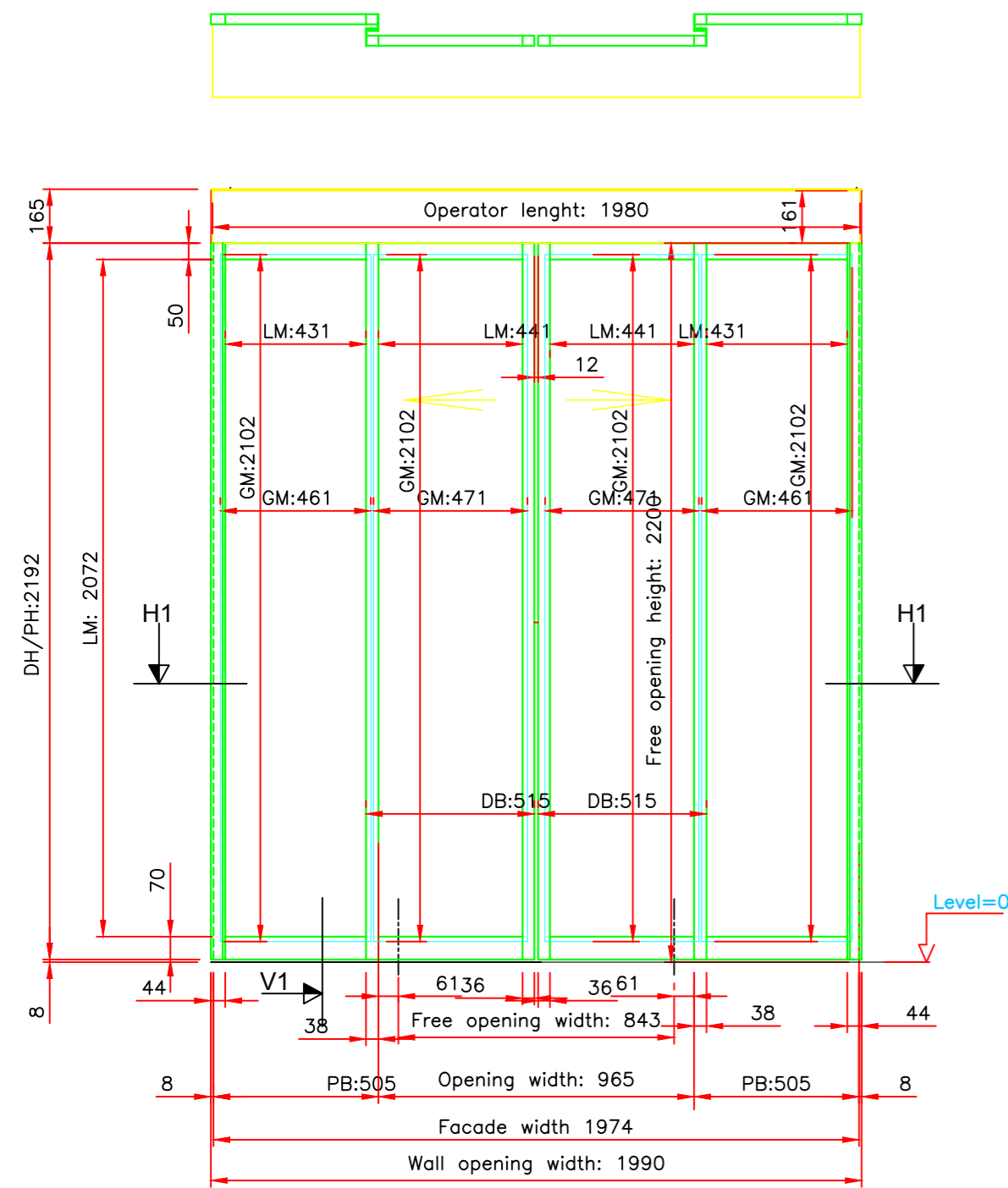
Position 1: Alternativ Haupteingang (1x)

Operator sliding door type: KONE UWS-RW Double, with the following specifications:

- aluminum cover, length (inclusive end covers): 1980 mm
- electronic program switch (wired version, 8 wires, built-up), incl. 5m connection cable
- key switch for locking of program switch
- electric lock, powerless Unlocked (Bi-stable)
- manual emergency release on the wall
- sensor inside: IXIO DT3 black, Detector, detection and security
- sensor outside: IXIO DT3 black, Detector, detection and security
- extra sensor inside: Key switch, 2 positions, built up
- extra sensor outside: Key switch, impulse, installation (including euro cylinder)

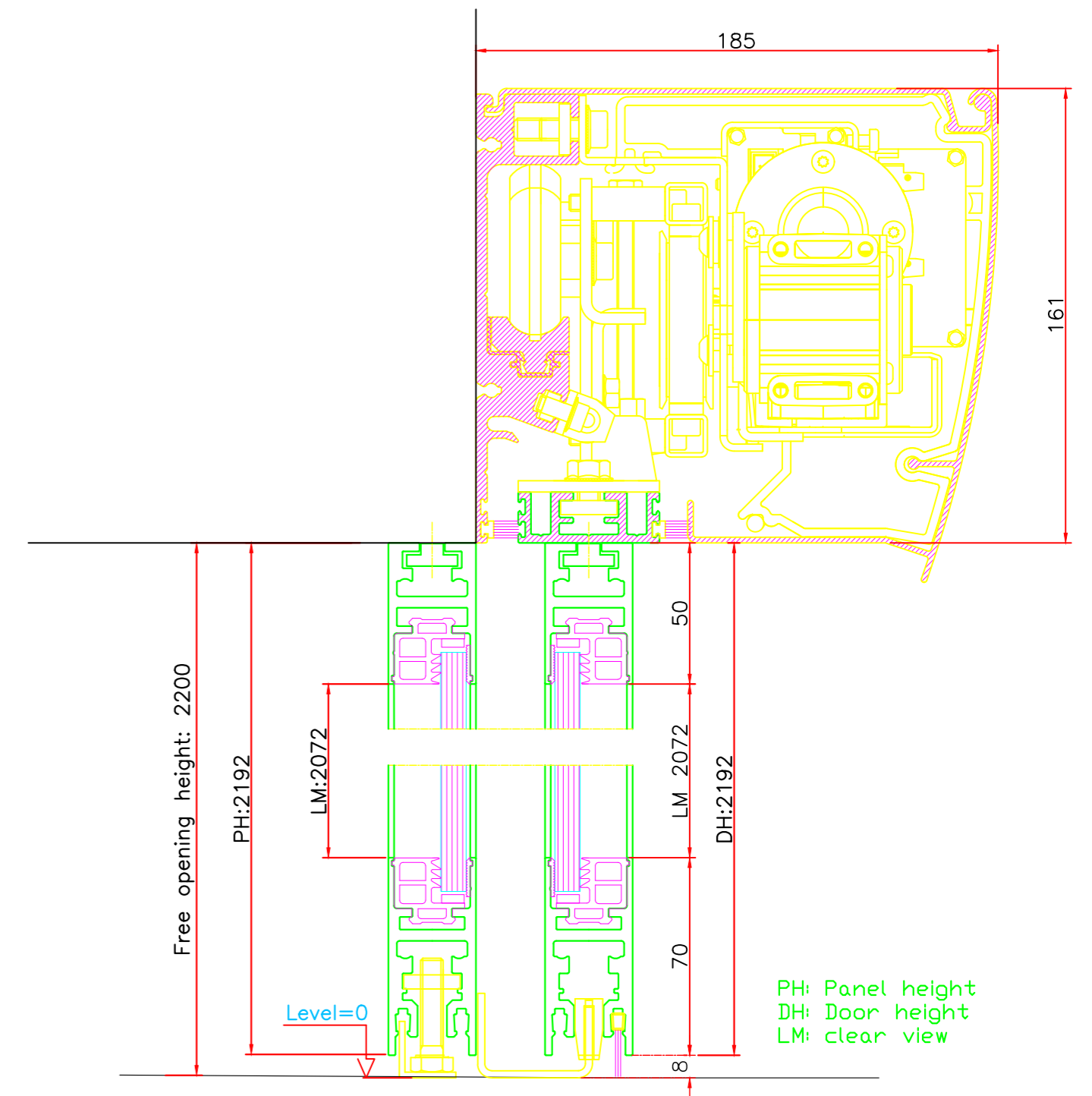
Inclusive facade with double sliding door, with the following specifications:

- aluminum profile series type 35S
- wall opening width: 1990 mm
- door opening width: 991 mm
- free opening width: 873 mm
- wall opening height: 2370 mm
- free opening height: 2200 mm
- strong profile (165 mm high) behind the operator
- 2 x fixed panel
- glass: iso 3.3.2-7-3.3.2 (20mm)



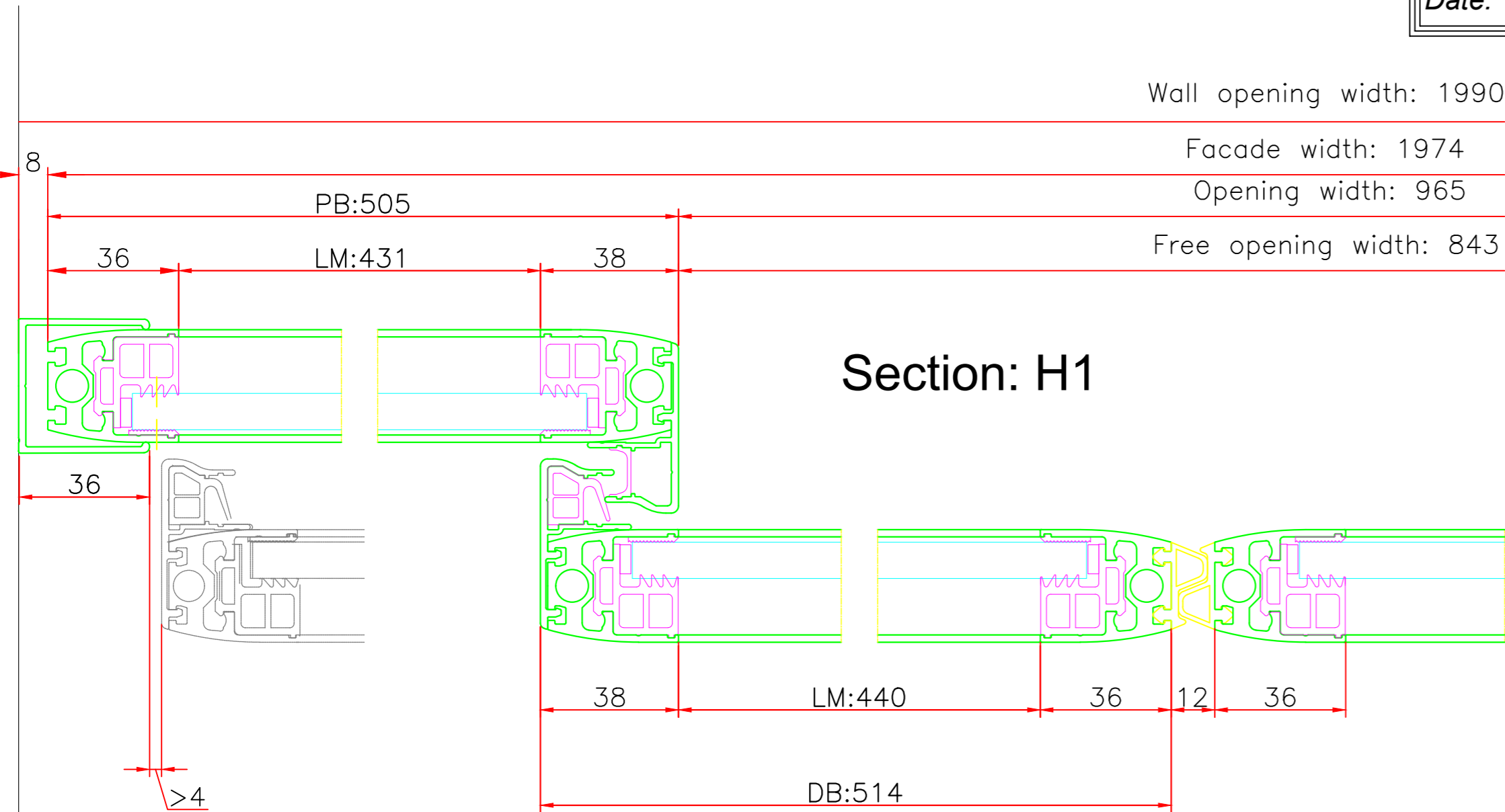
Signed for approval

Date:



Section: H2

Section: H1



Wall opening width: 1990

Facade width: 1974

Opening width: 965

Free opening width: 843

Title: KONE SD 65 D-FP RW			Drawing number:
Order number: 6358827	Page no.:	Projectie ISO-128	Revision number:
Date: 20-04-2016	Scale:	A	A:
Drawn by: WM	Paper size: A2		B:
			C:
			Copyright by KONE
Smalle Zijde 20A Postbus 94 3900 AB Veenendaal Tel.: 0318 - 532333 Fax: 0318 - 532339			